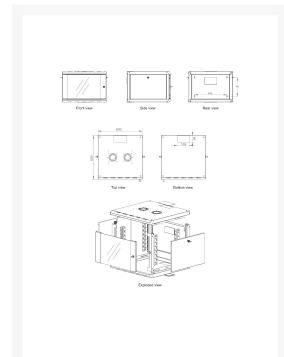

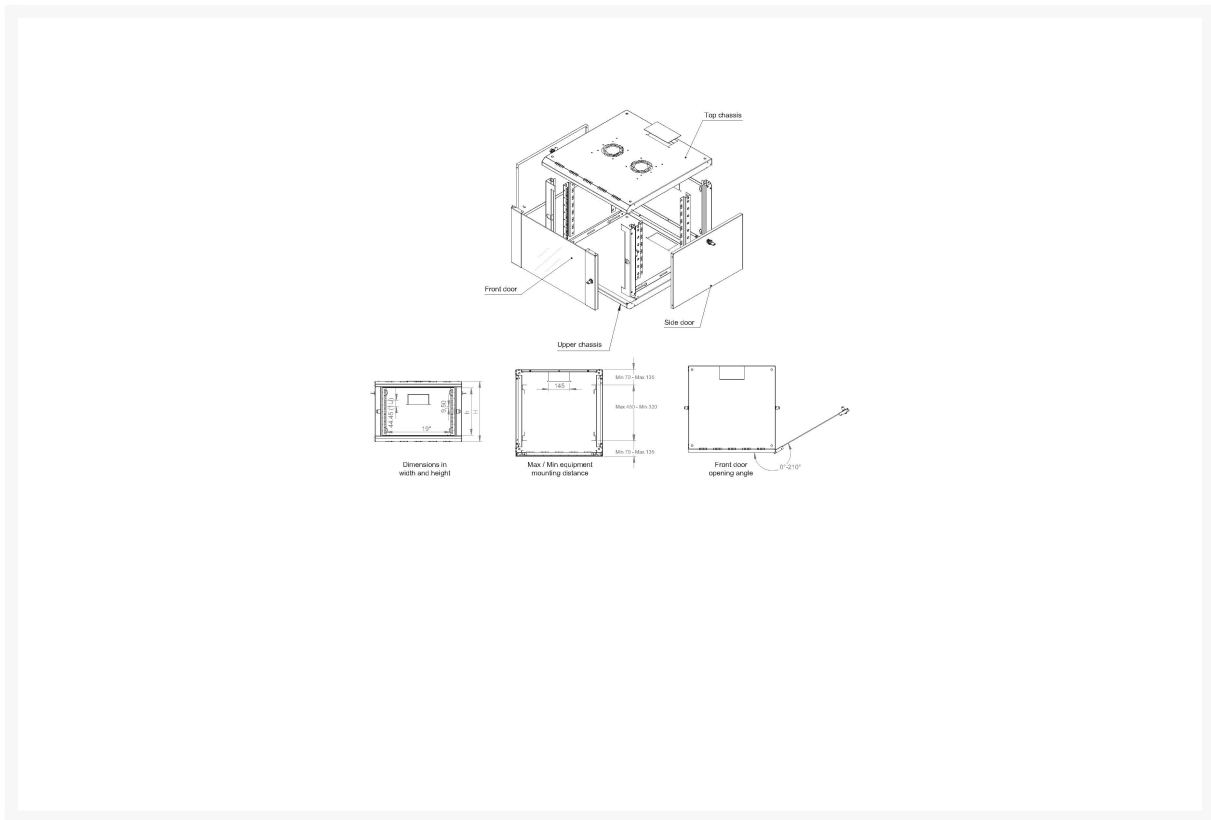


Equip Pro Mount 19" Wall Mounted Network Cabinet, 07U, 600x600mm, with Glass Door, Removable and Lockable Panels, Assembled, RAL7035 Grey

Product Images





Short Description

- 7U cabinet, designed for optimal performance in every space
- 600X600MM Mountable Network Cabinet
- Ships preassembled for easy setup at your location
- The cabinet comes with a tempered glass frontdoor to provide unmatched strength while maintaining clear visibility
- Sidepanels are removable

Description

Our Wall Mounting 'Pro Mount' Cabinets are tailored for a hassle-free and efficient setup of both active and passive network components, emphasizing sleek cable management. Constructed from steel sheets up to 1.5 mm thick, every rack stands out for its robustness and durability. These cabinets are beautifully finished with a powder coating in shades of grey (RAL 7035) and black (RAL 9005). Wall mounting has been simplified for users, and for those preferring standalone configurations, individual leveling feet or castors are available. The door and side panels are designed for easy detachment, with the option to switch the door's orientation from right to left. For enhanced air circulation, the roof features integrated ventilation slots. Each cabinet is equipped with a set of two pre-mounted 483 mm (19") profile rails. These rails are galvanized, feature height unit markings readable from both directions, and are adjustable in depth. The back frame also incorporates 483 mm (19") punch-outs. Prioritizing efficient cable management, the roof boasts a sliding cable entry panel with a rubber seal. Punched-out cable entries with

plastic covers are found on the rear wall and base, and the rear frame offers brushes on both the top and bottom. To fulfill a variety of operational demands, an extensive range of accessory options, such as cable management tools and shelves, is available.

Additional Information

Rack Type	Wall mounted rack
Rack capacity	7U
Product Weight	18000 gram
Product Depth	600 millimeter
Product Width	600 millimeter
Product Height	418 millimeter
Rail to Rail Length	19 inch
Material Thickness	28.5 millimeter
Front Door Construction	Tempered glass
Front Door Opening Angle	210 degree
Back Door Construction	Steel
Side Panel Construction	Steel
Removable Front Door	Yes
Removable Side Panels	Yes
Removable Back Door	No
Front Door Key Lock	Yes
Back Door Key Lock	No
Side Panel Key Lock	No
Min. Rack Depth	320 millimeter
Max. Rack Depth	450 millimeter
Internal Depth	590 millimeter
Internal Width	595 millimeter
Internal Height	311 millimeter
Package Weight	3000 gram
Package Width	1300 millimeter
Package Depth	1300 millimeter

Package Height	480 millimeter
Customs product code (TARIC)	8537109899
Harmonized System (HS) code	853710
Carbon Footprint	3.078 kilogram
Package Contents	Grounding set, Cage nut set
Color	Light Grey
EAN	4015867232200
RAL Code	RAL7035
Housing Material	Steel
Model Number	EPM-07-6060-G-CBAA
Assembly Required	No

