






4G+ Cat 6 AC1200 Wireless Dual Band Gigabit Router

Model: MB230-4G



// Highlights

-  867 Mbps + 300 Mbps Dual Band Wi-Fi[†]
-  4G Download Speed up to 300 Mbps[‡]
-  SIM Card Plug and Play
-  Easy App Control
-  Connect up to 64 Devices[†]



// Extra Fast 4G+ Cat 6 Speed for Reliable Wi-Fi

MB230-4G supports the 4G+ Cat 6, which uses Carrier Aggregation technology, to achieve superfast LTE speeds up to 300 Mbps download and 50 Mbps upload. It can also share a dual band 1200 Mbps Wi-Fi network for gaming, streaming, and more.*




 Remote Areas


 On Vacation


 Business Meetings

Ideal Use Places

// Features

 **1.2 Gbps Fast Wi-Fi Speed**
Complying with the powerful 802.11ac standard, MB230-4G delivers blazing fast Wi-Fi speeds up to 1200 Mbps. Choose the 300 Mbps (2.4 GHz) for internet surfing, email, and social media or 867 Mbps (5 GHz) for bandwidth-intensive tasks like HD streaming and gaming.*

 **Supports Up to 64 Devices**
Easily share a 3G/4G connection. Connect up to 64 wireless devices with ease while ensuring dependable network stability.

 **Design for Maximum Network Coverage**
Advanced LTE antennas make efficient and stable connections to every device. Power Amplifier and Low Noise Amplifier boost sending and receiving capabilities, creating a wide-coverage Wi-Fi network for your home.

// Specifications

Hardware

- **LTE:**
Download Speed 300 Mbps + Upload Speed 50 Mbps[†]
- **Ports:**
1× Gigabit Mbps LAN/WAN Port + 1× Gigabit Mbps LAN Port
- **Antennas:**
2 Internal 4G LTE Antennas
- **Dimensions:**
95 × 61.05 × 165.97 mm (3.74 × 2.40 × 6.53 in)
- **External Power Supply:**
12V/1A



Wireless

- **Network Type (EU):**
FDD-LTE: B1/B3/B5/B7/B8/B20/B28 (2100/1800/850/2600/900/800/700 MHz)
TDD-LTE: B38/B40 (2600/2300 MHz)
DC-HSPA+/HSPA+/UMTS: B1/B5/B8 (2100/850/900 MHz)
- **Wireless Standards:** IEEE 802.11ac/n/a 5 GHz, IEEE 802.11b/g/n 2.4 GHz[†]
- **Frequency:** 2.4 GHz, 5 GHz
- **Signal Rate:** 867 Mbps (5 GHz) + 300 Mbps (2.4 GHz)
- **EIRP (CE):**
2.4 GHz < 20dBm (EIRP)
5 GHz < 23dBm (EIRP)
- **Reception Sensitivity:**
11g 6Mbps: -95dBm
11g 54Mbps: -77dBm
11n HT20 MCS7: -74dBm
11n HT40 MCS7: -71dBm
11a 6Mbps: -92dBm
11a 54Mbps: -75dBm
11ac VHT20 MCS8: -70dBm
11ac VHT40 MCS9: -65dBm
11ac VHT80 MCS9: -61dBm
- **Wireless Function:**
Enable/Disable Wireless Radio, Wireless Schedule, WMM, Smart Connect
- **Wireless Security:**
64/128-bit WEP, WPA/WPA2/WPA3, WPA-PSK/WPA2-PSK encryptions

// Specifications

Software

- **Operating Modes:**
3G/4G Router, Wireless Router
- **WAN Type:**
Dynamic IP/Static IP/PPPoE/PPTP(Dual Access)/L2TP(Dual Access)
- **DHCP:**
Server, DHCP Client List, Address Reservation
- **Port Forwarding:**
ALG, Virtual Server, Port Triggering, UPnP, DMZ
- **Dynamic DNS:**
DynDns, NO-IP
- **Security:**
IPv4 SPI Firewall, IP and MAC Address Binding
- **Protocols:**
IPv4, IPv6
- **Management:**
Local Management, Remote Management
- **Administration:**
Upgrade Firmware, Factory Default, System Log, Diagnostic Tools
- **Guest Network:**
2.4 GHz Guest Network, 5 GHz Guest Network

Others

- **Certification:**
CE, RoHS
- **Requirements:**
Internet Explorer 11+, Firefox 12.0+, Chrome 20.0+, Safari 4.0+, or other JavaScript-enabled browser
Nano SIM Card
- **Environment:**
Operating Temperature: 0°C~40°C (32°F ~104°F)
- **Package Contents**
4G+ Cat 6 AC1200 Wireless Dual Band Gigabit Router (MB230-4G)
Power Adapter
RJ45 Ethernet Cable
Quick Installation Guide

Specifications are subject to change without notice. MERCUSYS is a registered trademark of MERCUSYS TECHNOLOGIES CO., LTD. Other brands and product names are trademarks or registered trademarks of their respective holders. Copyright © 2024 MERCUSYS TECHNOLOGIES CO., LTD. All rights reserved.

*Maximum wireless signal rates are the physical rates derived from IEEE Standard 802.11 specifications. Actual wireless data throughput and wireless coverage, and quantity of connected devices are not guaranteed and will vary as a result of network conditions, client limitations, and environmental factors, including building materials, obstacles, volume and density of traffic, and client location.

*Maximum 4G download speeds depend on external factors such as the local 4G network coverage, data plan, real-time network capacity, client limitations, and environmental factors.

Actual network speed may be limited by the rate of the product's Ethernet WAN or LAN port, the rate supported by the network cable, internet service provider factors, and other environmental conditions.